



February 8, 2019

Mark Your Calendars

Wednesday, February 13th – CDC Field Study – Top Jump & McDonald's – Our CDC students will participate in a field study from 9:00 am to 12:30 pm.

Friday, February 15th – 4th Grade Family Gathering – Our 4th grade families can come to breakfast from 7:00 am – 7:25 am then stay for our theater presentation from 7:45 am – 8:15 am.

Please visit our CGIS website at www.maryville-schools.org/cgis to find information regarding all our activities, clubs, school calendar, classroom information, and more.

Correction for Rising 8th Graders

2/12 Rising 8th Grade Parent Meeting – MHJS Gym @ 6:00 P.M. – The location is MJHS not MHS like the original form stated.

How CGIS Hawks Show our Love on Valentine's Day

As we approach Valentine's Day at The Grove, we want to make sure all our Hawk staff, students and families understand our procedures and plans. While we know that all Hawks are well loved and we believe in showing our love in appropriate ways, we are **ALL ABOUT LEARNING!!!** So, to preserve instructional time, we asked that you do not have gifts, chocolates, flowers, balloons, etc. sent to students during the instructional day at CGIS. Each grade level has made decisions about specific activities for the day and will communicate details to students and parents.

Additionally, we ask that you do not bring or send cupcakes, cookies and other snacks during lunch or throughout the day **UNLESS** these have been requested by a teacher or staff member for a particular event. If we receive these items in the office, we will hold them until the end of the school day for pickup by students.

Thanks in advance for your help in keeping this day of learning between the hours of 7 AM and 2:40 PM at CGIS! We appreciate your support!

Gift Card Collection for MCF Spotlight Event

Spotlight is an annual event for teachers and support staff, scheduled on our in-service day, **February 18, 2019**. During this event, we will have a guest speaker, author John O'Leary of On Fire. An important part of Spotlight is the opportunity to recognize all staff for employment milestones with the Maryville school district. Also, MCF will have drawings at the event and hope to make everyone feel appreciated ... which is where the gift cards come in. All Maryville City Schools will be collecting gift cards between now and January 31, 2019 for Spotlight. If you would like to give to our Spotlight gift card drawing, please send in your new or re-gifted cards to the CGIS Office.

Maryville Middle School Boys Soccer Tryouts

Tryouts for all interested **6th, 7th and 8th grade boys at MRIS, CGIS and MJHS** will take place Monday and Wednesday, **February 18 and 20, 2019 at Vulcan fields in Maryville (weather permitting)**

The tryout schedule will be as follows:

- **4:45 pm - 5:00 pm: Player Registration**
- **5:00 pm – 6:00 pm: Player Evaluations**

Please bring a size 5 soccer ball to tryouts and wear shin guards with clothing appropriate for the weather conditions. It is also recommended that players bring water or a sports drink.

Four mandatory forms (Player and Parent Information Form, Waiver & Release, Code of Sportsmanship and Behavior, Concussion Form) must be completed prior to tryouts. You may find 3 of these forms at smmss.net or email MaryvilleMiddleSchoolSoccer@gmail.com to obtain electronic copies of these forms. If you are unable to print and complete the forms prior to tryouts, please arrive early so the documents can be completed prior to player evaluations.

No money will be collected at tryouts. Fees (approximately \$100-125) will be determined after tryouts so the number of players in the program can be considered and detailed expenses can be calculated. Fees will be due the week after tryouts once rosters are made.













If you have any further questions, please email MaryvilleMiddleSchoolSoccer@gmail.com



Starlight Gala Auction Now Open!

CGIS families are invited to participate in the online auction sponsored by the Maryville City Schools Foundation's Starlight Gala. All schools in our district have placed items up for auction. All money raised will be gifted to the donating school and each winning bid will be matched by the Foundation. You do not have to be present at the Gala in order to bid. Bidding will open on Friday, February 15, but all actions items are already available for "window shopping" on the website. Bidding will close at 7:00 pm on Saturday, March 2. We look forward to this unique fundraising opportunity and wish good luck to all bidders!

<https://starlight19.ggo.bid>

	Winning bidder will receive a choice selection of bourbons and more than 50 lbs. of locally raised beef, which includes steaks, roasts, ground beef and brisket.		Be the host of a fabulous ice cream party at school! All the toppings and ice cream provided for you and your homeroom class.
	Bid on a Paint Your Own Pottery Party with Mrs. Ryba! This party is for the winning bidder and nine friends. Pizza and cupcakes provided.		Come spend the day with Officer Hall, CGIS's very own SRO. Package includes "Roll Call", Tour of the Maryville Police Department, Visit the Juvenile Center, and Lunch off campus at Mr. Gatti's.
	Is gym class too short? You and 9 friends can have access to the gym for 2 hours. Coach Tallent will provide refereeing and equipment. Pizza and cupcakes provided.		Spend the day shadowing your favorite principal! See what goes on behind the scenes at CGIS! A special lunch will be provided that day.
	Be the Boss of Boss! Be Boss's assistant for the day as he walks the halls of CGIS. Work with Mrs. Waldroop as they provide furry comfort to students		Designed for those who value time, the winner will receive a designated parking spot for the 2019-2020 school year. Additionally, your student will be dismissed at 2:35 each day!
	You and two friends will be treated to a special lunch date hosted by your favorite teacher. The winning bidder will be allowed to choose their menu from a list of area restaurants.		Designed for those who value time, the winner will receive a designated parking spot for the 2019-2020 school year. Additionally, your student will be dismissed at 2:35 each day!
	The winner and 10 friends will be taken on a virtual out-of-this world tour! Mr. Howe and Mrs. Pearce will guide the explorers! Pizza and cupcakes provided.		For CGIS teachers only, one of our esteemed principals will take your recess duty. Come rain, snow, or freezing cold, they'll be there, and you won't!

Helping Children Learn®

ELEMENTARY SCHOOL

Tips Families Can Use to Help Children Do Better in School



March 2019

Family Resource Center
Maryville City Schools

Share strategies with your child to boost success on tests

The tests your child takes in school are an important way for her to show what she knows. Teach her these strategies to help her get every point she deserves. Tell your child to:

- **Pay attention to the directions.** Whether they are written or spoken, your child should make sure she understands the directions before she begins.
- **Write down key facts.** If she has struggled to memorize a formula, a date or the spelling of a word, your child should jot it down as soon as she gets the test. Then she can refer to it when answering questions.
- **Read through all the questions before starting.** Then your child should answer all the questions she is sure of first. She can circle the ones she needs to come back to and spend more time answering.
- **Remember the true/false rule:** If any part of an answer is false, the whole answer is false.
- **Use multiple-choice strategies.** Your child can try to answer the question before looking at the choices. Or, she can eliminate the answers she knows are wrong, then choose among those that are left.
- **Allow time to go back** and double-check her answers.



March weather offers a variety of learning opportunities

In many parts of the country, March brings changeable weather—so it's a great time to explore wind, rain and other weather phenomena with your child. Try these ideas together:

- **Make wind chimes.** Help your child punch a hole in the bottoms of four clean, empty cans (make sure the edges are smooth). Then have him tie a knot at the end of four pieces of string. Thread one string through the hole in each can and tie the cans to a hanger. Hang the chimes outdoors. Have your child chart the days he hears the wind activate the chimes.
- **Measure the rain.** Help your child use a ruler to mark off each quarter inch on the side of a straight-sided jar. Put it outside. Keep track of the March rainfall.
- **Go online** to learn more about weather. Weather Wiz Kids (www.weatherwizkids.com) and The Old Farmer's Almanac for Kids (www.almanac4kids.com/weather) offer information and activities.

Bring geography home

To spark your child's desire to learn about places she hasn't yet seen:

- **Help her collect** items from distant places, such as postcards or stamps.
- **Go around your home** and talk about where various items are made. Help her locate the places on a map.



Celebrate notable women

It's Women's History Month. Consider your child's interests and help him find a biography of a famous woman to match. If your child likes:

- **Computers**, he might like a biography of Ada Lovelace, a British countess who was the first computer programmer.
- **Sports**, he may be interested in learning about track and field athlete Alice Coachman, the first African American woman to win an Olympic gold medal.
- **Animals**, he may enjoy reading about Jane Goodall, who lived and worked with chimpanzees in Tanzania.

Model smartphone limits

Today's parents use smartphones for just about everything. Research shows that this can lead to more stress and less time interacting with their children. Experts recommend that parents:

- **Make mealtimes**, bedtime and family downtime "no-device" times.
- **Enjoy activities** with their kids rather than trying to capture them in photos.
- **Wait until children** aren't around to use phones for tasks that may be stressful, like checking the news or email.



Source: J. Radesky, M.D. and M.A. Moreno, M.D., "How to Consider Screen Time Limits...for Parents," *JAMA Pediatrics*, nswc.com/smartphone.

Helping Children Learn®

Tips Families Can Use to Help Children Do Better in School



ELEMENTARY SCHOOL

March 2019



My child is in trouble at school. How can I fix this?

Q: My fifth grader shoved another kid to the ground. As a result, he will be suspended for a day. I understand that this is the school policy. But my son says the other child called him bad names first. Should I try to get this decision overturned?

A: When kids make poor choices, what matters is the lessons they learn from them. Trying to remove the consequences of your son's action can teach the wrong lesson. Instead:

- **Talk with your child** about what happened. Does he admit that he pushed the other child? It is important that he learn to tell the truth about what he has done.
- **Make it clear that pushing is not acceptable**—even if people call him names. Discuss other ways he could have reacted. He could have ignored the child, for example, or walked away.
- **Say that if the name calling continues**, he should tell his teacher or the principal. If he won't, then you should. Repeated name-calling is a form of bullying, and the school needs to be aware of it in order to stop it.
- **Let him experience the consequences.** On the day of his suspension, have him study during the time he would have spent in school. At day's end, let him know that the incident is over, and that you love him.



Do you encourage independent work?

When your child struggles with schoolwork, does she immediately call on you for help? Building her self-reliance can help her achieve. Are you encouraging her to try to work things out herself? Answer *yes* or *no* below:

1. **Do you tell** your child that you believe she can figure things out?
2. **Do you help** her break problems and projects down into smaller, more manageable pieces?
3. **Do you remind** her of all the things she has learned to do in the past?
4. **Do you ask** questions to help her think instead of providing easy answers?
5. **Do you praise** your child when she solves a problem on

her own, even if you would have done it differently?

How well are you doing?

More yes answers mean you are teaching your child to be an independent learner. For each no, try that idea.

"Education is not an affair of 'telling' and being told, but an active and constructive process."

—John Dewey

Review results to empower your child to improve

When your child brings home corrected tests, homework or projects from school, take time to review his work together. Discuss:

1. **The things he did right.** Notice these first. Talk about what he did well, even if the grade is disappointing.
2. **The teacher's comments.**
3. **The things he got wrong** and why he thinks he did. Does he need more practice with a skill? Did he misunderstand a question? Did he make careless errors?

Knowing why he got the results he did will help your child know what to do next time.

Pan for history gold on the internet

Have some fun as a family practicing internet research skills. Choose an event from history and give family members 15 minutes to search for interesting facts about the event. After each person takes a turn, share what you learned. Vote for whose "nugget" of information turned out to be gold!



Four steps help students stop procrastinating

Don't let your child get into the habit of putting off homework until the last minute. This four-step process can give him a jump start. Have your child:

1. **Choose just one assignment** to focus on.
2. **Set a timer** for 20 minutes, and use the time to work on that assignment.
3. **Avoid breaks** while the timer ticks.
4. **Reward himself** with a quick break when the timer rings.

Encourage him to repeat the process until the homework is complete.

Helping Children Learn®

Published in English and Spanish, September through May.

Publisher: Doris McLaughlin.

Publisher Emeritus: John H. Wherry, Ed.D.

Editor: Alison McLean.

Staff Editors: Rebecca Miyares & Erika Beasley.

Production Manager: Sara Amon.

Translations Editor: Victoria Gaviola.

Copyright © 2019, The Parent Institute®,

a division of PaperClip Media, Inc.

P.O. Box 7474, Fairfax Station, VA 22039-7474

1-800-756-5525 • www.parent-institute.com • ISSN 1527-1013

Daily Learning Planner

*Ideas parents can use to help children
do well in school*

Family Resource Center
Maryville City Schools



THE
PARENT
INSTITUTE®

March 2019

**Daily Learning Planner: Ideas Parents Can Use to Help
Children Do Well in School—Try a New Idea Every Day!**

- ☐ 1. Consider giving your child an allowance. Help her create a budget that includes spending, saving and donating.
- ☐ 2. Have your child help you make a family chore chart. Everyone can check off jobs as they are finished.
- ☐ 3. Encourage your child to write a letter to a lawmaker about an issue that matters to him.
- ☐ 4. Play Alphabet Mixup. Choose a word and put the letters in alphabetical order. Can your child figure out the word?
- ☐ 5. Find pictures of people in the newspaper. Ask your child to make up a story about each picture.
- ☐ 6. Talk about a familiar place with your child. Decide which direction it is from your home—north, south, east or west.
- ☐ 7. Come up with unique pizza toppings with your child. Who can think up the tastiest combination?
- ☐ 8. Have your child choose a news story and report on it at dinner.
- ☐ 9. Plan a later bedtime so everyone can read in bed tonight.
- ☐ 10. Remind your child that you enjoy her company and you love her.
- ☐ 11. Give your child ads with prices ending in 98 or 99 cents. How much would four of the items cost? Have him round off and estimate.
- ☐ 12. Read a poem aloud. Stop to let your child guess what the next rhyming word will be.
- ☐ 13. Write an encouraging note and tuck it in your child's jacket pocket or a school book.
- ☐ 14. Let your child see you reading. Then say, "Reading is so much fun!"
- ☐ 15. At dinner, pretend your family is in an opera. Sing everything you say to one another.
- ☐ 16. With your child, set a timer for five minutes. Then, each of you start writing a story. When the timer rings, switch stories and finish them.
- ☐ 17. Pay your child a sincere, specific compliment.
- ☐ 18. Review math facts with your child.
- ☐ 19. Give your child a book or article to read about her favorite hobby.
- ☐ 20. Ask your child to design and name a new car.
- ☐ 21. At dinner, have family members share their favorite part of the day.
- ☐ 22. Talk with your child about the importance of telling an adult when a person is being bullied.
- ☐ 23. Help your child put on a talent show with his friends.
- ☐ 24. Ask your child to write to a friend or relative today.
- ☐ 25. Encourage your child to start a collection. Provide a place to keep it.
- ☐ 26. Have your child draw a picture of a scene from a book by a living author. Send it to the author in care of the book's publisher.
- ☐ 27. Together, think of several words that start with the same letter. Put them in a sentence that makes sense.
- ☐ 28. Encourage your child to take risks as long as they don't affect safety.
- ☐ 29. With your child, think of words that sound like what they mean, such as *buzz*, *smash*, *hiss* and *thump*. These are examples of *onomatopoeia*.
- ☐ 30. Visit the library. Help your child find a book about a famous woman.
- ☐ 31. How many words can your child think of to describe today's weather?

Helping Children Learn
Tips Families Can Use to Help Children Do Better in School

**ORDER YOUR 2018-19
COULTER GROVE YEARBOOK TODAY!
COST: \$30.00 PER BOOK**

NEW THIS YEAR: TWO WAYS TO ORDER!

PURCHASE OPTION 1: NEW ONLINE ORDERING! Go to commpe.pictavo.com or find the link on Facebook and click there! *If you choose this method, you will receive 15% off by using this code:* CGISyearbook. **YOU WILL NEED TO ADD THIS CODE ONCE YOU HAVE THE YEARBOOK IN THE CART!**



PURCHASE OPTION 2: Complete the order form at the bottom of this sheet and return it with cash or check to your student's homeroom teacher in an envelope labeled "Yearbook Order."

- Cash or checks are accepted.
- Please make checks payable to: Coulter Grove Intermediate School



ORDERS ARE DUE NO LATER THAN

FRIDAY, FEBRUARY 15th, 2019

Should you have any questions please contact the school office.

Thank you!

Please keep this portion for your records:

Number of books ordered _____ Cash _____ Check # _____ Online Order Confirmation # _____

TEAR OFF AND SUBMIT THIS PORTION ONLY WITH PAYMENT IF CHOOSING PURCHASE OPTION 2!

2018-2019 CGIS YEARBOOK ORDER FORM

Student Name	
Grade/Homeroom Teacher	
Parent/Guardian Name	
Phone Number	
Email	
Total Number Books	
\$ Amount Enclosed	
Cash or Check	